



ENLARGEMENT & REDUCTION


A: I can enlarge a shape using a whole number scale factor




B: I can reduce a shape using a fractional scale factor



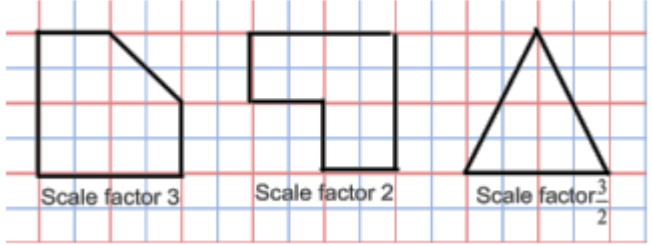
C: I know when to enlarge or reduce a shape given the scale factor



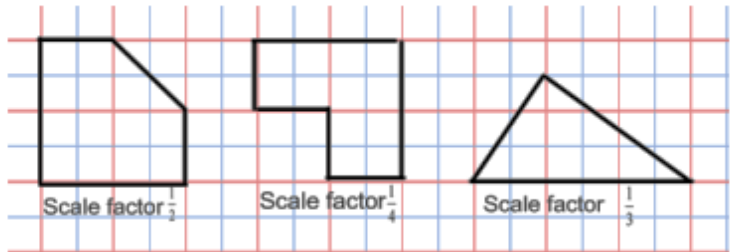
D: I know when scale drawings are needed in real life



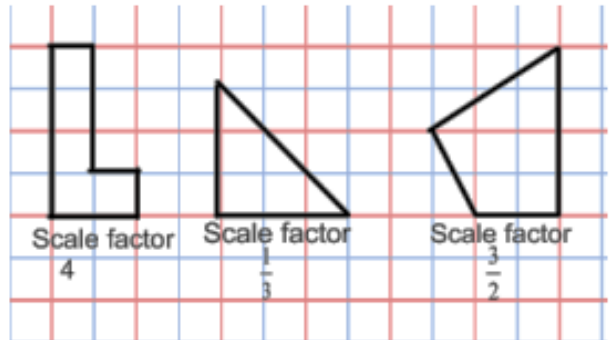
Copy each shape and enlarge by the given scale factor.



Copy each shape and reduce by the given scale factor.



Copy each shape and draw an enlargement or reduction with the given scale factor.



Give some examples of when you would need to use scale drawings.